



Published : Jun 24, 2004

Power Steering Fluid Cooler - 4.0L/4.4L (57.15.11)

Special Service Tools



Spring lock decoupler
310-044

Removal

1. Disconnect the battery ground cable. For additional information, refer to [Specifications](#) (Section 414-00)
2. Remove the front radiator grille. For additional information, refer to [Radiator Grille \(76.55.03\)](#) (Section 501-08)
3. Remove the coolant expansion tank.
4. Siphon the fluid from the power steering reservoir.

5.



CAUTION: Before disconnecting or removing the components, ensure the area around the joint faces and connections are clean. Plug open connections to prevent contamination.

NOTE :

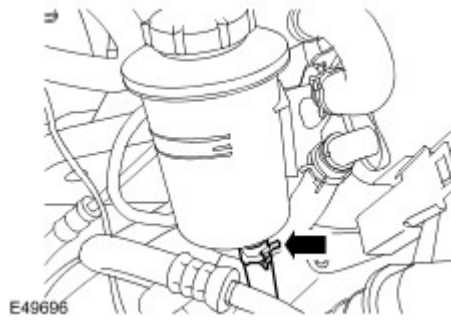
Some fluid spillage is inevitable during this operation.

Using the special tool, disconnect the cooler line.

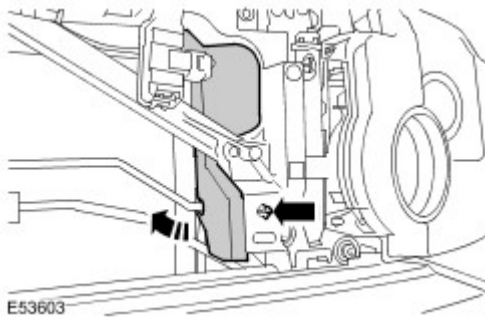
- Position an absorbent cloth to collect fluid spillage.



6. Disconnect the steering reservoir return hose.
 - Position an absorbent cloth to collect fluid spillage.
 - Release the clip.

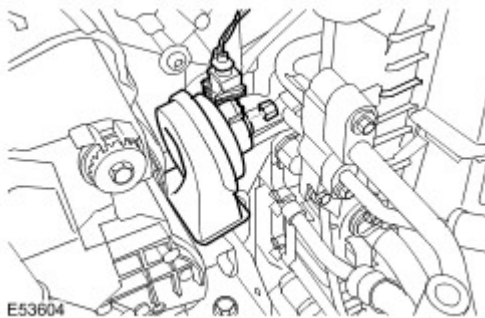


7. Release the LH radiator air deflector lower clip, position the deflector aside.



8. Position the LH horn aside for access.

➤ Remove the nut.

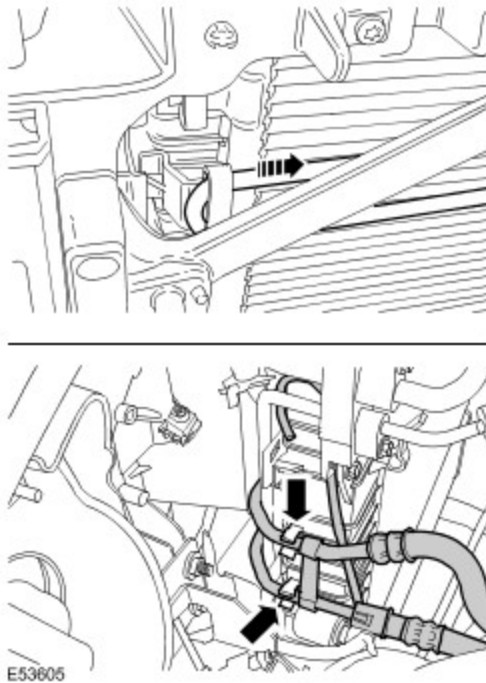


9. Remove the cooler line separating clip.

10. **NOTE :**

Care must be taken to prevent damage to the cooler elements during removal and installation.
Remove the power steering fluid cooler.

➤ Release the 3 clips.



Installation

1. Install the power steering fluid cooler.
 - Position and secure in the clips.
2. Install the cooler line separating clip.
3. Install the horn assembly.
 - Tighten the nut to 10 Nm (7 lb.ft).
4. Install the radiator deflector.
 - Secure with the clip.
5. Install the power steering fluid line and hose.
 - Clean the component mating faces.
 - Secure the hose with the clip.
6. Install the coolant expansion tank.
7. Install the radiator grille. For additional information, refer to [Radiator Grille \(76.55.03\)](#) (Section 501-08)
8. Connect the battery ground cable. For additional information, refer to [Specifications](#) (Section 414-00)
9. Fill and bleed the power steering system. For additional information, refer to [Power Steering System Filling and Bleeding](#) (Section 211-00)